

# **Hive Configuration and Components**

**TVBC Jan 25, 2022**





# What Do People Want?

- Cool Paint Jobs
- Extra Room to Steal Honey From
- Portability
- Ease of Access

# What Do Bees Want?

- Protection from the Elements
- Insulation and Ventilation
- Access to Water, Pollen and Nectar

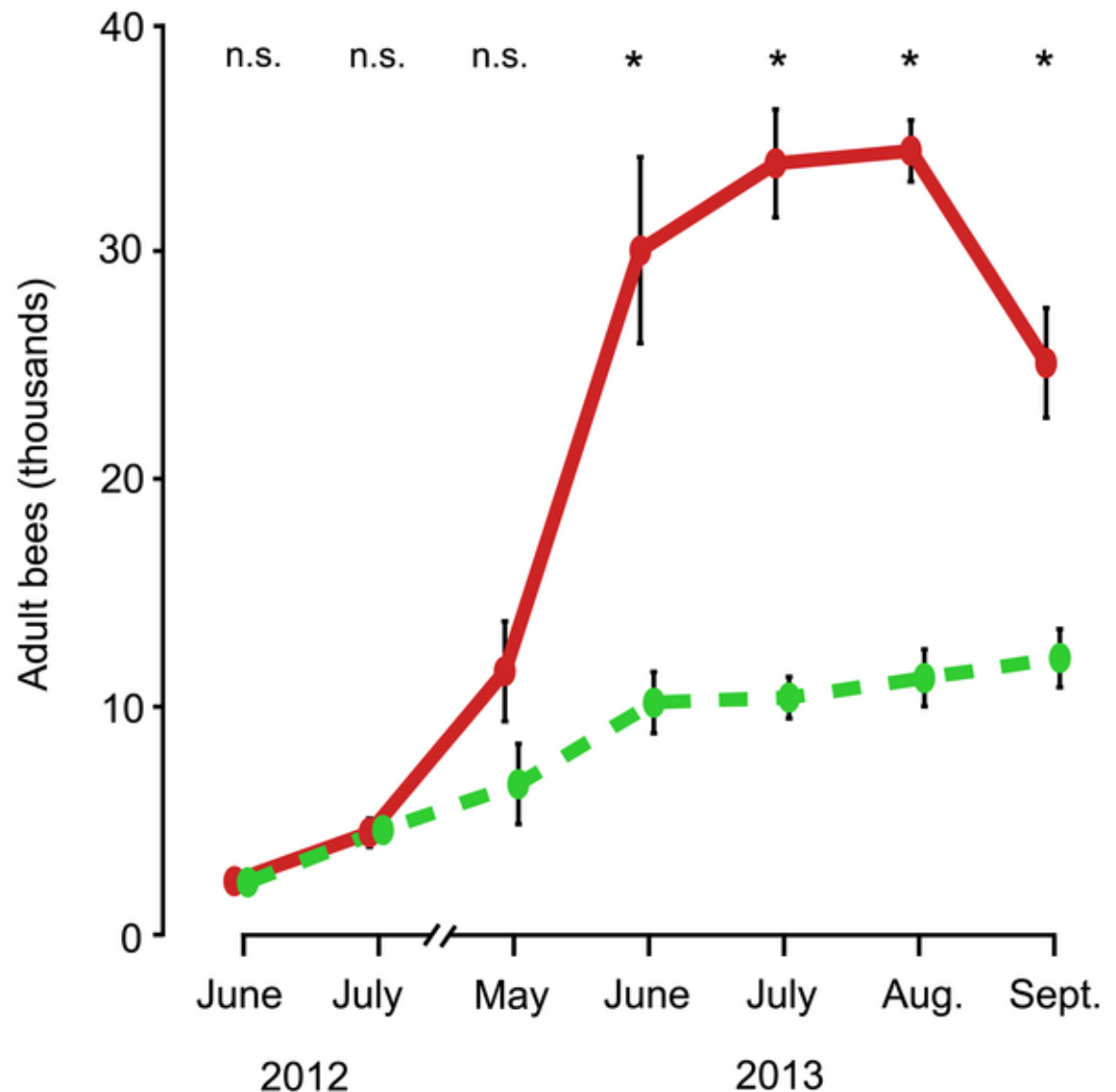
## Hive Volumes

5-Frame Nuc	29L
Feral Hive	45L
DD 8 Frame	71L
DSS 8 Frame	84L
DD 10 Frame	86L
DSS 10 Frame	102L



If You  
Build It,  
They Will  
Fill It

Adult bee population in colonies housed in small hives (dashed, green line) and colonies housed in large hives (solid, red line), from June 2012 to September 2013.

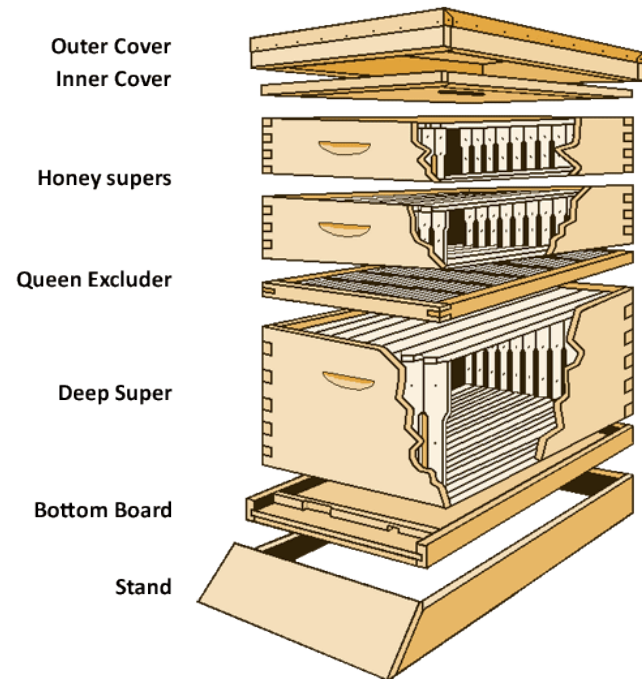




# Man-Made Hives



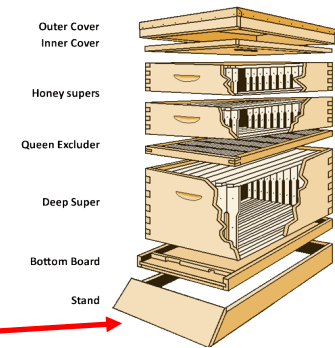
Skep Hive



Langstroth Hive  
(patented 1852)



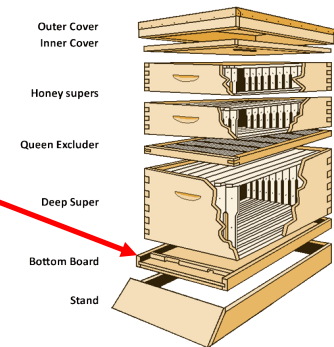
# Stand




- Keep the Hive out of Water
- Away from Mud Splatter
- Possible Skunk Avoidance
- Minimize Ant and Mouse



# Bottom Board



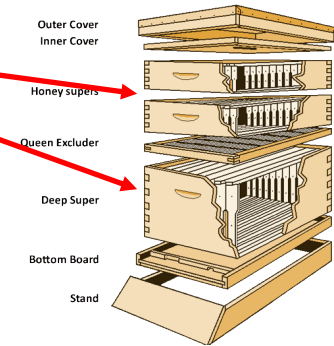
- Solid
  - Least Expensive
- Screened
  - Air Flow
  - Mite Counting
  - Mite Reduction?





# Hive Box

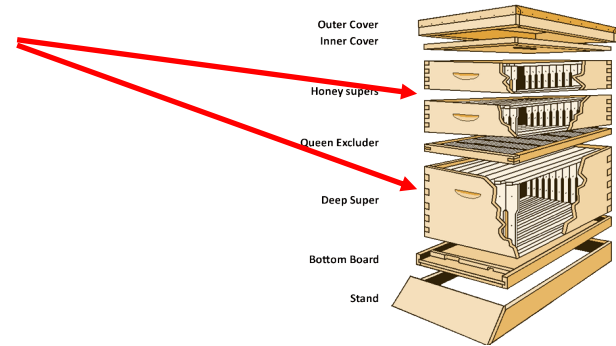
- Holes for Ventilation
- Hook for Weighing – Deep Only
- Glue and Screw
- Wood Grade






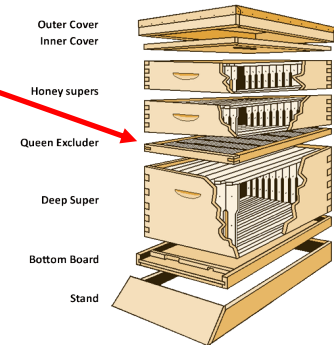
# Frames

- Black Foundation
- Yellow Foundation
- No Foundation
- Wax Foundation



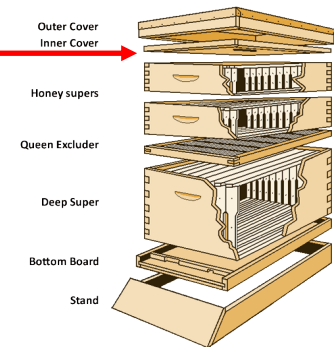
# Queen Excluder

- Plastic
  - Single Use
- Metal
  - Can Bend
  - Hard to See
- Wood Bound
  - Expensive



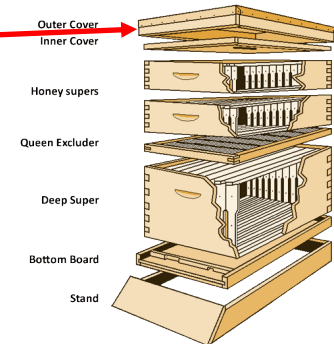
# Inner Cover

- Standard
  - Bee Space
- Wintering Inner Cover
  - Bee Space
  - Deep Space
  - Ventilation in Front
  - Hole for Ball Jar Feeder
  - Can Be Made into Candy Board
  - Doesn't Spring when Removed
  - Can be Insulated



# Lid

- Telescoping Lid
  - Works as Intended
- Migratory Lid
  - Cheaper
  - Prone to Blowing Off
- Garden Lid
  - Looks Good
  - Expensive
  - Hate the !@\*% Thing





# Hive Configurations

Make a Decision and Stick to It



# Configuration Comparison

## D / D / S – 10 Frame

- “Standard” Configuration
- Availability of Parts
- Compatible w/ Equipment
  - Nucs

- Loaded Box = 80 lbs.

## D / D / S – 8 Frame

- Standard Deep Frames
- Compatible w/ Nucs
- Loaded Box = 64 lbs.

- No Cost Advantage
- Parts Availability
- Fast Buildup - Swarm
- All Else Off Size
  - Stand
  - Covers
  - Lid
  - Excluder

## D / S / S

- Largest Brood Area
- Loaded Box = 60 lbs.

- Most Expensive
- Frames Mixed
- Not Always Compatible
- Super Frames w/ Brood